

 Welcome to

Christ the King Catholic Primary School Reception

Learning, Growing, Praying Together with Christ our King



We aim to promote a happy, caring, safe, outstanding environment where children feel secure and confident and parents are willing to engage in a learning partnership.



Meet the Reception Team



Mrs
Kailey

Mrs
Ryan

Mrs
Murphy

Miss Di
Maria

Miss
Williams

EYFS Lead

Class 1
Teacher

Class 1
Teaching
Assistant

Class 2
Teacher

Class 2
Teaching
Assistant

Other adults you
will see around school



Miss Riach
Headteacher



Mrs Ball
Deputy Headteacher



Mrs Horrocks
Assistant Headteachers



Mrs Kailey

Other adults you will
see around school



Mrs Hagyard
Learning Mentor



Mr Hadlum
Sports Lead



Mrs Morgan, Mrs Cole, Miss Peavoy, Miss Bridgett
Admin Team at WHR and SL site

My gate 



My school



Where I eat
my lunch



Coming in to
school

My cloakroom



Reception toilets



My outdoor
area



Class 1





Class 2 



Reception Uniform

Please ensure all items are clearly named.



All year round	
<ul style="list-style-type: none"> • Reception to Year Six pupils – Plain white shirt/blouse • Long or short sleeved shirts are permitted <p>No oversized collars are permitted.</p>	
<ul style="list-style-type: none"> • Reception to Year Six pupils – School tie. <i>A school tie should always be worn with a white shirt</i> 	
<ul style="list-style-type: none"> • Reception to Year Six pupils – Plain Navy Blue jumper Plain Navy Blue cardigan. Plain Navy Blue Tank Top 	
<ul style="list-style-type: none"> • All children Charcoal grey trousers Charcoal grey culottes Charcoal grey skirt Charcoal grey pinafore <i>Skirts / pinafore All of which must be no shorter than just above the knee</i> 	
<ul style="list-style-type: none"> • All children A pair of plain grey , plain black or plain white socks A pair of plain navy blue or plain grey tights. <i>Leggings are not allowed to be worn instead of tights</i> 	
<ul style="list-style-type: none"> • All children A pair of sensible black leather school shoes <i>Boots or shoes with heels or trainers are not permitted.</i> 	
<ul style="list-style-type: none"> • All children Girls who, for reasons linked to their faith, wish to wear a headscarf may wear a plain white scarf arranged in a simple style. Their face must not be covered. 	

Summer Uniform

To be worn during the following terms:

Summer Term 1, Summer Term 2 and Autumn Term 1

- **All children**
A **white polo** shirt with the school logo.
A **plain white polo shirt (no school logo)** is also permitted



- **All children**
Charcoal grey shorts
Charcoal grey culottes
Charcoal grey skirt
Charcoal grey pinafore
Skirts / pinafore All of which must be no shorter than just above the knee

- **All children**
A **blue and white checked** dress.
A **blue and white checked** playsuit.
A **blue and white checked** shorts with white polo shirt or matching checked top.
All of which must be no shorter than just above the knee.
- Blue and white stripes, swirls, polka dots patterned dresses, shorts or playsuits are not permitted.

- **All children**
A pair of **plain grey , plain black or plain white socks**
A pair of **plain navy blue or plain grey tights.**
- *Leggings are not allowed to be worn instead of tights*

- **All children**
A pair of sensible black leather school shoes, **NOT** boots or shoes with heels or trainers

Reception PE Kit



Please ensure all items are clearly

named.

PE Kit

Children are to wear their PE kit to school on the day of their lesson. Parents will be informed via email and communication in school newsletter of when their child's PE lesson is.

Children in Reception to Year Six will need an appropriately labelled PE kit consisting of the following:

Sports trainers (any colour) <i>Shoes such as converse or high tops are not permitted.</i>	
White socks	
Navy socks	
Grey socks	
Black socks	
Navy PE Top with the school logo	
Plain black or plain blue sports shorts. <i>Tight shorts such as cycling shorts are not permitted.</i>	
Children are permitted to wear a pair of tight leggings or skins underneath a pair of sport shorts.	



Plain Navy or Plain Black tracksuit bottoms

No branded logos are permitted

Leggings, skin-tight leggings or skins are not permitted unless worn with a pair of sport shorts on top.



CTK Navy Hoodie with the school Logo

Plain navy or plain black Hoodie or Zip up top **without the school logo is also permitted.**

No branded logos are permitted



Children are permitted to wear a plain navy blue skort.

(Skorts are not allowed to be worn for athletics).



Reception Timetable

Christ the King Catholic Primary School

Daily Timetable

Westhill Road Site (Reception, Yr1 & 2)

Time	Monday	Tuesday	Wednesday	Thursday	Friday
------	--------	---------	-----------	----------	--------

08:30	School gates open – Staff members welcome children into school from 8:35am				
-------	---	--	--	--	--

08:45	Official start of the school day - School gates and classroom doors closed				
-------	--	--	--	--	--

10:40	Key Stage One Break Time – Fruit available for pupils				
-------	---	--	--	--	--

11:00	Morning lessons continue				
-------	--------------------------	--	--	--	--

12:00	Lunch Time for all pupils				
-------	---------------------------	--	--	--	--

01:00	Afternoon lessons begin				
-------	-------------------------	--	--	--	--

03:15	Home time for Reception, Year 1 and Year 2 pupils- gates onto the playground open at 3:05pm				
-------	--	--	--	--	--

Checklist

At a glance here are some of the things your child will need in Reception

- Uniform and black shoes, clearly labelled with your child's name.
- Please ensure shoes have Velcro or buckles that children can fasten independently.
- A named water bottle containing water only.
- Lunch in a washable lunch box if your child is bringing a packed lunch from home.

PLEASE DO NOT SEND ANY NUT PRODUCTS IN YOUR CHILD'S LUNCHBOX. WE ARE A NUT FREE SCHOOL.

- A book bag with the school logo- available to purchase from Andy Blairs Uniform supplies. Please do not send your child to school with any other bag.

- A named coat that your child can put on and fasten independently.

- A **small** named pencil case containing a pencil, a range of coloured pencil crayons, a range of coloured felt tips and a glue stick.