



Christ the King Catholic Primary School

Learning, growing, praying
together with
Christ our King




Welcome

Christ the King Catholic Primary
School

Lord in your mercy,

Hear our prayer



Who's Who?

Mrs
Claire
Hackett
Chair of
Governors

Miss Riach
Headteacher

Mrs Ball
Deputy
Headteacher

Mrs Horrocks
Assistant
Headteacher
(SENDCo)

Mrs Kailey
Assistant
Headteacher
(EYFS Leader)



Our Mission



Christ the King Catholic Primary School provides an excellent, Christ centred education through inspirational teaching and empowerment of all pupils to reach their full potential spiritually, intellectually, physically, socially and morally, in a happy, caring, stimulating environment promoting self-esteem and confidence.

At Christ the King Catholic Primary School, we provide a happy, caring and inspiring Christ-centred environment where every child is encouraged and empowered to reach their full potential.

Two sites – one school



Nursery and KS1 are situated at Westhill Road site (WHR)



KS2 is situated at Scots Lane site (SL)


Christ the King Parish



We are proud to have strong links with our parish, the children attend mass regularly with school.

Father Tom and members of the clergy often pop in to see the children.

Monsignor Tom - a title of honour given to Father Tom by the Pope in recognition of his service to the Church.



We invite children in EYFS and KS1 to attend Children's Liturgy at the weekend and our older children to read and sing in the choir.

Nursery Team

Mrs
Farrell
Nursery
Teacher

Mrs
Walton
Nursery
Nurse

Miss
Hallinan
Nursery
Teaching
Assistant
(Wednesdays)

A day in the life of Nursery



Getting ready for Nursery

Self-Care

Washing and drying hands.
Wipe my nose.
Go to the toilet by myself.

Independence

Put my coat on.
Take my coat off.

Speaking and Listening

Sit and listen for short period of time.
Follow simple instructions.
Begin to understand simple rules.
Start to talk about myself
Sing rhymes and songs.



Get Ready For Nursery

It is nearly time to start Nursery. Here are some things you can practise at home to help you get ready for Nursery.



Eating and Drinking

Sit down while eating food.
Pour water from a jug.
Drink from a straw.

Mark Making and Writing

Make marks on paper.
Practice holding a pencil.
Trace lines and colour pictures in

Number and Shape

Sing number songs.
Count some objects.
Play counting games.

Reading

Begin to recognise my name.
Talk about pictures in books.

Uniform

Purchase a uniform, including shoes that are easy for your child to take off and put on by themselves.
Label everything including shoes, ties, book bags, etc.

Routine

Practise putting their uniform on. Encourage them to become more independent, putting their own shoes on.
Have a good night time routine so they are feeling ready for Nursery.



Top Tips For Parents and Carers

A few tips to help grown-ups prepare too.



Relationships

If you have any questions or queries then ask the Nursery staff. We are here to help.

Information/Collection

Keep school records up to date. This includes things like changes of address, telephone numbers, medical information and people who can collect your child. If someone else is picking up your child then tell your child and inform the school.

Talking About Nursery

Talk about Nursery as a positive experience. Prior to starting Nursery walk or drive past the building to make it familiar to your child.
Share stories about Nursery to show all the fun things you can do at Nursery.

Reception Team

Mrs
Ryan
Class 1
Teacher

Mrs
Murphy
Class 1
Teaching
Assistant

Miss
Di Maria
Class 2
Teacher

Miss
Williams
Class 2
Teaching
Assistant
(Monday-Thursday)

Mrs
Panesar
Class 2
Teaching
Assistant
Friday

A day in the life of Reception



Getting ready for Reception

Self-Care

Washing and drying hands.
Wipe my nose.
Go to the toilet by myself.



Independence

Put on my shoes and socks.
Get dressed by myself.
Put on my coat and do up my zip and buttons.

Speaking and Listening

Describe and make observations about what I see.
Ask questions.
Share thoughts and ideas.
Listen to stories.
Sing rhymes and songs.

Get Ready For School

It is nearly time to start school. Here are some things you can practise at home to help you get ready for school.

Eating and Drinking

Use a knife, fork and spoon.
Open a lunch box.
Open packets and wrappers.

Mark Making and Writing

Hold my pencil correctly.
Make purposeful marks.
Write my name.

Number and Shape

Say numbers from 0-20.
Recognise some numbers.
Count some objects.
Name and find shapes.

Reading

Recognise my name to help me find my drawer and coat peg.
Talk about pictures in books.
Recognise some letter sounds as well as names of letters.

Uniform

Purchase a uniform, including shoes that are easy for your child to take off and put on by themselves.

Label everything including shoes, ties, book bags, etc.

Routine

Establish a school day morning routine that includes breakfast, getting washed and dressed. Establish an evening routine too, such as homework time and packing your school bag.
Give your child some responsibility to organise themselves.



Top Tips For Parents and Carers

A few tips to help grown-ups prepare too.

Relationships

If you have any questions or queries then ask your class teacher. We are here to help.

Information/Collection

Keep school records up to date. This includes things like changes of address, telephone numbers, medical information and people who can collect your child. If someone else is picking up your child then tell your child and inform the school.

Talking About School

Talk about school as a positive experience. Prior to starting school walk or drive past the building to make it familiar to your child.
Share stories about school to show all the fun things you can do at school.

Safeguarding

Christ the King Catholic Primary School is committed to safeguarding and promoting the welfare of children and expects all staff and volunteers to share this commitment.

We have several policies and procedures in place that contribute to our safeguarding commitment, including our Child Protection Policy which can be viewed on our website.

Sometimes we may need to share information and work in partnership with other agencies when there are concerns about a child's welfare. We will endeavor to ensure that our concerns about our pupils are discussed with parents/carers first unless we have reason to believe that such a move would be contrary to the child's welfare.

We actively support the Government's Prevent Agenda to counter radicalism and extremism.

Safeguarding in EYFS

School drop off – please stay with your child on the playground

Use of car park - not school property

Lunch Time – EYFS staff and DRAS are Pediatric First Aid Trained
First Aid - adult will be asked to sign the accident book (Nursery)

Collection at the end of the day – forms to be completed please

Contact Information (Arbor) - you can update on the Parental portal/ App

Consent for photos requested

Miss
Riach

Designated
Safeguarding
Lead

Mrs
Horrocks

Deputy
Safeguarding
Lead

Mrs
Hagyard

Deputy
Safeguarding
Lead

Mrs Ball

Safeguarding
Team

Mrs
Kailey

Safeguarding
Team

Attendance

In Early Years, children are building the foundations for all future learning. Regular attendance helps your child to:

- Settle into routines and feel secure
- Build friendships and social skills
- Develop early language, communication, and confidence
- Make consistent progress in learning through play and exploration

Even at this early stage, **missing school can mean missing key learning experiences** that are hard to repeat.

Schools have a legal duty to monitor attendance for every child.

We do this by:

- Recording attendance at the start of each day
- Tracking patterns over time (e.g. frequent absences or lateness)
- Contacting families when there are concerns
- Offering support where needed

Monitoring helps us to:

- Ensure children are safe and accounted for
- Identify any barriers to attendance (e.g. illness, routines, worries)
- Work with families early to prevent longer-term issues

Attendance

Reporting Your Child's Absence

If your child is unwell or unable to attend, it is essential that you inform the school as soon as possible – before 9:00am.

Please:

- Call or message the school office each day of absence (unless told otherwise)
- Clearly explain the reason
- Keep us updated if your child is absent for more than one day

Holidays During Term Time

The government has made attendance a **national priority**.

- Schools are **not allowed to authorise holidays in term time** except in exceptional circumstances
- Taking your child out of school for a holiday may lead to a **Fixed Penalty Notice (fine) which can be issued the term after your child has turned 5.**
- Fines are issued per parent, per child

Even in EYFS, consistent attendance is expected and monitored closely.



SEND at CTK

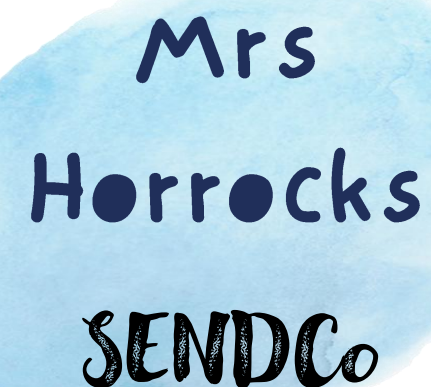
At CTK we strive to support all children to enable them to achieve at school. In order to do this, many steps are taken to support them through their learning journey.

For some children there are occasions when further additional support may be needed to help them to achieve their targets.



This may be support with: communication and interaction; cognition and learning; social, emotional and mental health; sensory and/or physical needs.

Mrs. Horrocks (our SENDCo) liaises with staff to monitor the pupil's progress and plan further interventions where progress is slower than expected. She regularly has contact with a wide range of external agencies that are able to give more specialised advice.

If you have any concerns regarding your child, please contact your child's class teacher, or Mrs Horrocks via Parentlink.



Mrs
Horrocks
SENDCo



Transition at Christ the King

- Gaining as much information as possible about the children
 - Liaising closely with our Nursery team
- Visiting children in their current settings and speaking to key workers
 - Arranging home visits
- Having smaller groups during transition period to allow for a smoother transition

Nursery Transition

Group A

We would like you to visit your new Nursery with a grown up for a **'Pop in and play'** session on **Wednesday 2nd September at 9-9.45am**

Starting Nursery

For the first few days at Nursery your child's sessions will be shorter while they settle into their new environment and get to know their new grown-ups.

Friday 4th September 8.30-9.30am

Monday 7th September 8.30-10am

Tuesday 8th September 8.30-10am

Wednesday 9th September 8.30am-1pm. I will need a packed lunch today.

Friday 11th September 8.30am-1.30pm. I will need a packed lunch today.

If you are happy and settled in Nursery, we would like you to come every day from **Monday 14th September**

The Nursery session will be from **8.30am until 3.30pm**

We are looking forward to seeing you for home visits during July. Please see your packs for your home visit time slot.

You are invited to a Pop in and Play session on Wednesday 2nd September Please see your invite for your time slot.

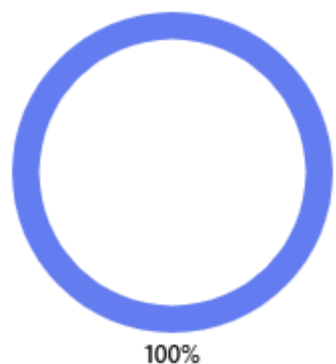
On your invite are the timings for staggered intake.

All Nursery children will be in school full time by:

Monday 14th September (Nursery)

Transition/ Home Visit Feedback

Did the home visit help your child feel more confident about starting school?



Would you recommend the home visit process to other parents?



___ was excited, he liked showing them his toys, asking questions and learning about them too.

Home visits were a great way for ___ to meet Mrs Farrell and Mrs Walton in his own, comfortable environment. He loved showing them his favourite toys.

I was able to check in about any questions I had and it was a good opportunity to share that I was a little anxious about how he might be when settling as he hadn't been to a previous setting/away from family members before.

My daughter said she liked meeting her new teachers, that they were really nice. The little gifts of bubbles and 'magic' for under the pillow to take away nerves were such a lovely touch and really helped ___ feel less anxious and showed the nurture and care of the staff to go to that effort to plan something so thoughtful.

It was a great way for the child and yourself as a parent to get a feel of the school in a friendly environment.

Reception Transition

We would like you to visit your new classroom with a grown up from home for a **'Stay and Play'** session on

Wednesday 1st July 9am - 9.45am

This is to help you to get to know your new teachers and to explore your new classrooms.

We are really looking forward to meeting you!

Starting School

For the first few days at School your child's sessions will be slightly shorter while they settle into their new environment and get to know their new grown-ups.

They will be staying for lunch from the first day.

★ **Wednesday 2nd September 8.45am-1.30pm.**

Friday 4th September 8.45am-2.15pm.

Monday 7th & Tuesday 8th September 8.45am-2.15pm.

Wednesday 9th & Thursday 10th September 8.45-3pm

If you are happy and settled in School, we would like you to come every day from

Friday 10th September from 8.35am-3.15pm

Group A

We are looking forward to seeing you on Transition Day (Wednesday 1st July) for a Stay and Play session. Please see your invite for your time slot.

On your invite are the timings for staggered intake.

All Reception children will be in school full time by:

Friday 11th September (Reception)


Reception Home Visits

Following our visits to current settings, we will be in touch if we feel that your Reception child will benefit from a home visit. These will take place on the afternoon of Wednesday 1st July, after the morning Stay and Play. If you would like to share any additional information that has not already been shared, then please contact the school and we will get back to you.

Getting ready for Reception

Starting Reception

Home About Useful links Contact English ▾



Starting Reception

Your child's journey to school starts at home

[↓ View the definition](#) [Download the PDF](#)

[For instructions on adding your logo and/or branding the PDF, click here.](#)

[Want to post this on your website? Click here for instructions.](#)

Created collaboratively by

[Kindred²](#) [Collective Futures](#) [BBC TINY HAPPY PEOPLE](#) [Parentkind](#) [tiney](#) [ArkStart](#) [pacey](#)

Check out Class pages and X to find out what we are up to.

[Christ The King Catholic Primary School - New Nursery/Reception intake 2026](#)

[Christ The King Catholic Primary School - Nursery](#)

[Christ The King Catholic Primary School - Reception](#)

[CTK Primary School \(@CTKPrimaryCov\) / Twitter](#)



Where to find the information on our website...

HOME

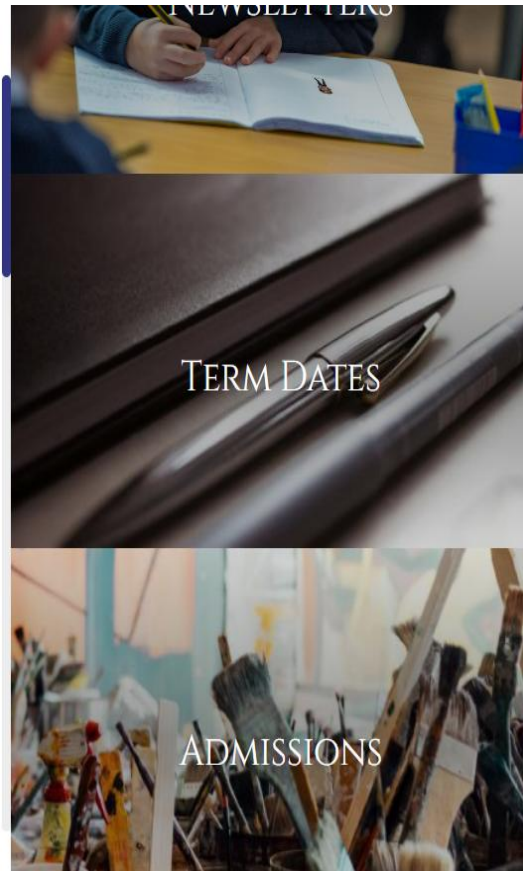
ABOUT US

CATHOLIC LIFE

YEAR GROUP INFORMATION

NEW NURSERY/RECEPTION INTAKE 2023

NURSERY



All information shared today will be available on our school website under 'Year Group Information'

Please

clearly label

EVERYTHING!



CTK UNIFORM



Our uniform shows that we are part of the Christ the King Catholic Primary School community. We have the highest expectations from our pupils with regards to school uniform and appearance, and strongly believe that our high standards promote positive behaviour, support effective teaching and learning and contribute to the ethos of the school.



Navy cardigan or navy jumper



White shirt - no oversized collar



CTK school tie

All year round

- Plain white shirt/blouse and school tie.
- Nursery Children - School jumper/cardigan with the school logo
- A charcoal grey/black trousers or skirt. All of which must be no shorter than just above the knee
- A pair of grey/white socks or navy blue/ grey tights.
- If children wish to wear cycling shorts under their skirt for privacy reasons then they must be navy or black.



school trousers



Nursery jumper



Pinafore dress



Nursery cardigan



Skirt



PE T-Shirt



PE shorts



PE Hoodie with or without the logo



Tracksuit Bottoms



CTK UNIFORM



Our uniform shows that we are part of the Christ the King Catholic Primary School community. We have the highest expectations from our pupils with regards to school uniform and appearance, and strongly believe that our high standards promote positive behaviour, support effective teaching and learning and contribute to the ethos of the school.



White Polo shirt with or without school logo



school shorts



Culottes



School tie

Summer term 1 & 2 Autumn term 1

- A white polo shirt with/ without the school logo.
- Shorts for both girls and boys during the summer months, which must be no shorter than just above the knee.
- A blue and white checked (all over) dress/ playsuit which must be no shorter than just above the knee.
- If children wish to wear cycling shorts under their skirt for privacy reasons then they must be navy or black.
- A pair of sensible black leather school shoes, NOT boots, shoes with heels or trainers



Blue and white check playsuit



White shirt



Blue and white check dress



Navy jumper



Navy cardigan



Stud earrings to be worn all year - not hoops



hair must be tied back - no patterns cut into hair





PTA



YOUR
SCHOOL
LOTTERY

Homework books
 Reading Diaries
 Annual First Aid session
 Annual Story Telling Sessions
 Science Week
 Year 6 End of Year Disco
 Inflatable Day at school
 Freeze Pop Fridays



PTA EVENT - THANK YOU!

Thank you to the PTA for organising a Christmas wreath Making night this week. Thank you also to everyone who was able to attend and support the event.

The evening was a huge success, the bubbly and mince pies also went down a treat, and everybody walked away with a beautiful hand made wreath.

Well done to our two 'Star Wreath Makers!'.



CTK PTA INVITES YOU TO JOIN US FOR A

Halloween Disco

FRIDAY OCT 20TH
WHR SITE SCHOOL HALL

Nursery, Reception, Yrs 1, & 2 - 6:00pm - 7:00pm

Yrs 3, 4, 5 & 6 - 7:30pm - 8:30pm

TICKETS £2.50

CTK PTA

FESTIVE FRIDAY

1st Dec

4pm - 6pm
WHR SCHOOL HALL

£4 Entry

Entry includes storytime with Santa or the Grinch, a book, a craft activity, entry into the giant elf prize draw.

£1 Entry for Adults & older kids

Hot Drinks, cakes, crafts, tombolas & tuckshop

Year of Reading Books
 Story Time with Father Christmas
 Playground equipment
 Playground picnic benches
 Art-work around school

£5 per child includes Inflatables, games & ice cream

CTK SUMMER FEST FRIDAY

28th June

3pm - 5pm

Collect from Scots Lane Site

CHILDREN ONLY

Reception	Year 1	Year 2 and 3
Year 4	Year 5	Year 6

PTA

So far this school year the CTK PTA have raised £7,661.15

Event	Profit
Halloween Disco	£1296.45
Wreath Making	£499.45
Festive Friday	£2155.12
Valentines Disco	£1296.84
Lottery	£1587.25
Movies and Munchies	£826.04
Total	£7661.15

The school received £9,477.50 donations.

The PTA funded the Gladiator Visit in April which cost £318.60. (£720 total cost - £401.40 raised)

PTA have spent £171 on parent Kind




Clothing Support for people in Coventry




support local people

reduce clothing waste



provide volunteer opportunities



How do I get clothes?

Anyone who lives in Coventry can apply for clothing support via the 'Request Clothes' button on our website
www.clothingcoventry.org

How do I donate?

We are open for donations of clean, wearable clothing at our warehouses in Napier Street Hillfields CV1 5PR No 8
 Monday - Friday 10am-2pm and Wednesday 4pm - 7pm No 19

How do I volunteer?

We have lots of volunteering opportunities and run regular training sessions on Wednesday mornings at 10am

Please email us to discuss options.
admin@clothingcoventry.org

CLOTHING COVENTRY PRESENTS

FREE SCHOOL UNIFORM POP UP



WHERE	WHEN	HOW TO BOOK
QUEEN'S ROAD BAPTIST CHURCH Grosvenor Road Coventry CV1 3EG what3words ///fear.snacks.drop	10th TO 28th AUGUST 2026 Monday to Friday 10am - 3pm	APPOINTMENT ONLY Booking is essential Join the waiting list to be notified when booking opens  clothingcoventry.org/uniform

Due to reduced funding, all items will be second hand / preloved

Thank you!

