



# Christ the King Catholic Primary School

Name: .....

New Class .....

New Year Group .....

Transition booklet  
2025  
Scots Lane Site SL



# Christ the King Catholic Primary

## Our School Sites



### Westhill Road Site (WHR)



### Scots Lane Site (SL)



# Meet your new class teacher

Miss Sexton



Hello

Class 8



# Meet your new Teaching Assistant

○ Mrs Newsome



Hi!

◀ Class 8 ▶

# Other adults in the year group

Miss Duffin & Mrs Burke

HELLO!



# About Me



**Name:**

**Age:**

**Birthday:**

**Friends :**

**Favourite Lesson:**


**I am good at :**

**What I can't  
do YET :**

# Inside the Classroom




# The school Hall at SL



# The playground at SL



# Eating my lunch at SL



**The  
cloakroom**

# Other adults you will see around school



**Miss Riach**  
**Headteacher**



**Mrs Ball**  
**Deputy Headteacher**



**Mrs Horrocks**  
**Assistant Headteachers**



**Mrs Kailey**

**Assistant Headteachers**

# Other adults you will see around school



**Mrs Hagyard**  
**Learning Mentor**

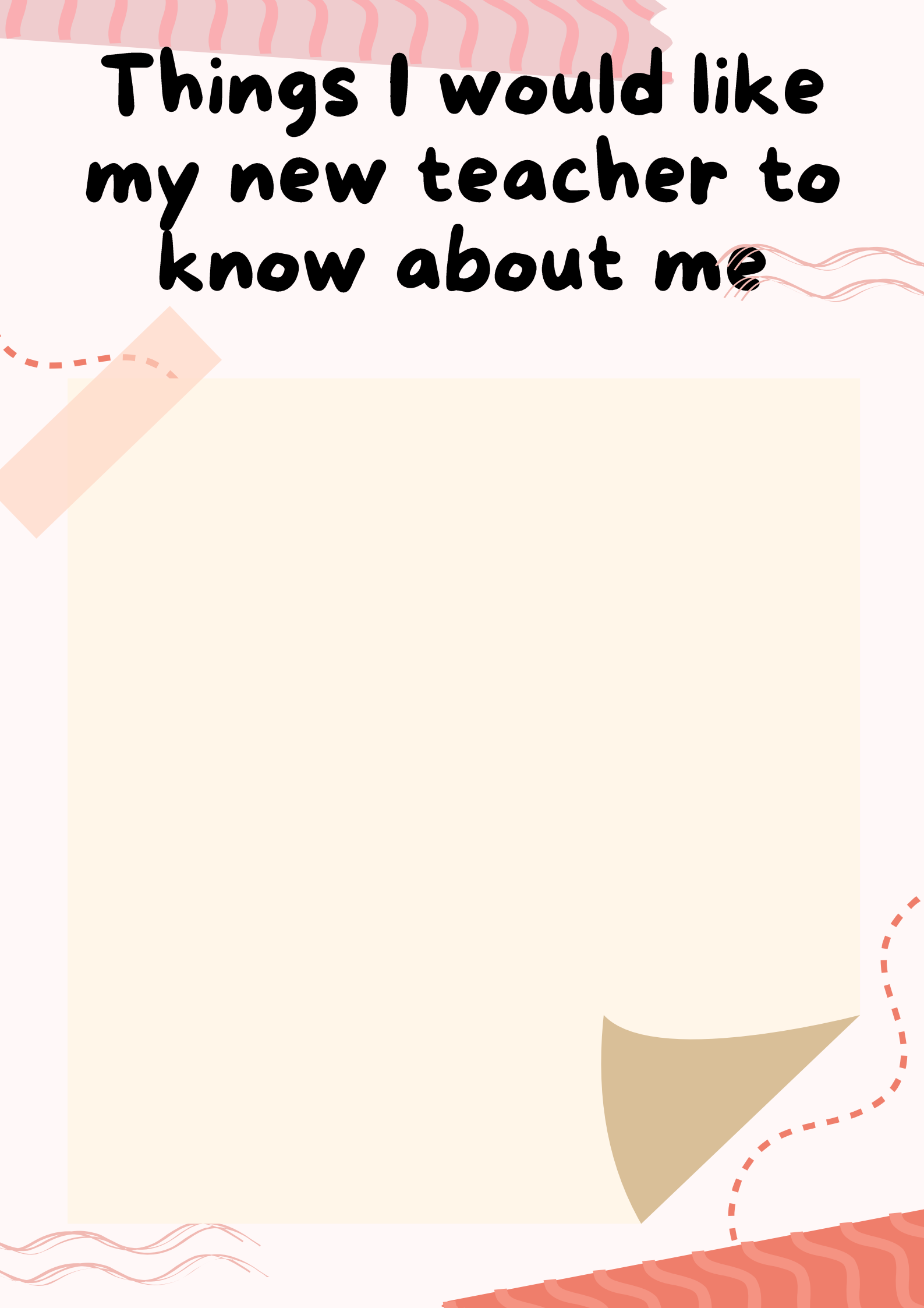


**Mr Hadlum**  
**Sports Lead**



**Mrs Morgan, Mrs Cole, Miss Peavoy, Miss Bridgett**  
**Admin Team at WHR and SL site**

Things I would like  
my new teacher to  
know about me



# CTK UNIFORM

Our uniform shows that we are part of the Christ the King Catholic Primary School community. We have the highest expectations from our pupils with regards to school uniform and appearance, and strongly believe that our high standards promote positive behaviour, support effective teaching and learning and contribute to the ethos of the school.



Navy cardigan or navy jumper



White shirt - no oversized collar



CTK school tie

## All year round

- Plain white shirt/blouse and school tie.
- Nursery Children - School jumper/cardigan with the school logo
- A charcoal grey/black trousers or skirt. All of which must be no shorter than just above the knee
- A pair of grey/white socks or navy blue/ grey tights.
- If children wish to wear cycling shorts under their skirt for privacy reasons then they must be navy or black.



school trousers



Nursery jumper



Pinafore dress



Nursery cardigan

- A pair of sensible black leather school shoes, NOT boots, shoes with heels or trainers
- Girls who, for reasons linked to their faith, wish to wear a headscarf may wear a plain white scarf. Their face must not be covered.



Skirt



PE T-Shirt



PE shorts



PE Hoodie with or without the logo



Tracksuit Bottoms

# CTK UNIFORM

Our uniform shows that we are part of the Christ the King Catholic Primary School community. We have the highest expectations from our pupils with regards to school uniform and appearance, and strongly believe that our high standards promote positive behaviour, support effective teaching and learning and contribute to the ethos of the school.



White Polo shirt with or without school logo



school shorts



Culottes



School tie

## Summer term 1 & 2 Autumn term 1

- A white polo shirt with/ without the school logo.
- Shorts for both girls and boys during the summer months, which must be no shorter than just above the knee.
- A blue and white checked (all over) dress/ playsuit which must be no shorter than just above the knee.
- If children wish to wear cycling shorts under their skirt for privacy reasons then they must be navy or black.
- A pair of sensible black leather school shoes, NOT boots, shoes with heels or trainers



Blue and white check playsuit



White shirt



Blue and white check dress




Navy jumper



Navy cardigan



Stud earrings to be worn all year - not hoops



hair must be tied back - no patterns cut into hair





# PE days & Uniform

- CTK logo PE T-Shirt
- Navy or Black tracksuit ( with or without the school logo)
- Navy or black shorts (not cycling shorts)
- Sports trainers (not fashion trainers, e.g. converse/vans)



Please see the newsletter  
for your class PE days

# School Timetable

**Christ the King Catholic Primary School** 

**Daily Timetable**

**Scots Lane Road Site ( Yr 3, 4, 5 & 6 )**

Time	Monday	Tuesday	Wednesday	Thursday	Friday
08:30	School gates open – Staff members welcome children into school from <b>8:35am</b>				
08:50	Official start of the school day - School gates and classroom doors closed				
10:40	Key Stage Two Break Time – pupils to bring in their own fruit				
11:00	Morning lessons continue				
12:00	Lunch Time for all pupils				
01:00	Afternoon lessons begin				
03:30	Home time - gates onto the playground open at 3:20pm				

# Things you will need for the first day of school

You will need a pencil case, here are some of the things you will need:

- Coloured crayons
  - Children's scissors
  - Glue stick
  - Sharpener
  - Rubber
  - (You may like to add some other items such as: felt tips, highlighters etc.)
- 
- Water bottle
  - Lunchbox (if not on school dinners)
  - Sun cream in hot weather
  - Sun hat in hot weather
  - Gloves/woolly hat in colder weather
  - Coat/rain mac

Please ensure all items are labelled.





# Message

## From your Teacher

It was so lovely to meet all of you on Transition Day – what a fantastic start to our journey together! I'm already looking forward to all the fun, learning, and adventures we're going to have next year.

Over the summer, if you get the chance, have a little explore into the Stone Age – it's such an exciting topic and I can't wait to dive into it with you in September! Don't forget to bring this booklet back with you on the first day of school, all filled in, so I can learn even more about you.

I hope you all have an incredible summer holiday, full of fun, laughter, and adventure. I can't wait to hear about everything you get up to when we're back in the classroom.

I'm so excited to be your teacher next year – we're going to have a brilliant time together!

From Miss Sexton ✨