



Christ the King Catholic Primary School

Name:

New Class

New Year Group

Transition booklet
2025
Scots Lane Site SL



Christ the King Catholic Primary

Our School Sites



Westhill Road Site (WHR)



Scots Lane Site (SL)



Meet your new class teacher

Mrs Cruz-Stout



Hello



Meet your new Teaching Assistants

Mrs Lewis & Mrs Jackson



Hi!

◀ **Class 9** ▶

Other adults in the year group

Mrs Williams & Miss Sullivan



HELLO!





About Me



Name:

Age:



Birthday:

Friends :

Favourite Lesson:


I am good at :



**What I can't
do YET :**



Inside the Classroom



The school Hall at SL



The playground at SL



Eating my lunch at SL



**The
cloakroom**

Other adults you will see around school



Miss Riach
Headteacher



Mrs Ball
Deputy Headteacher



Mrs Horrocks
Assistant Headteachers



Mrs Kailey

Assistant Headteachers

Other adults you will see around school



Mrs Hagyard
Learning Mentor

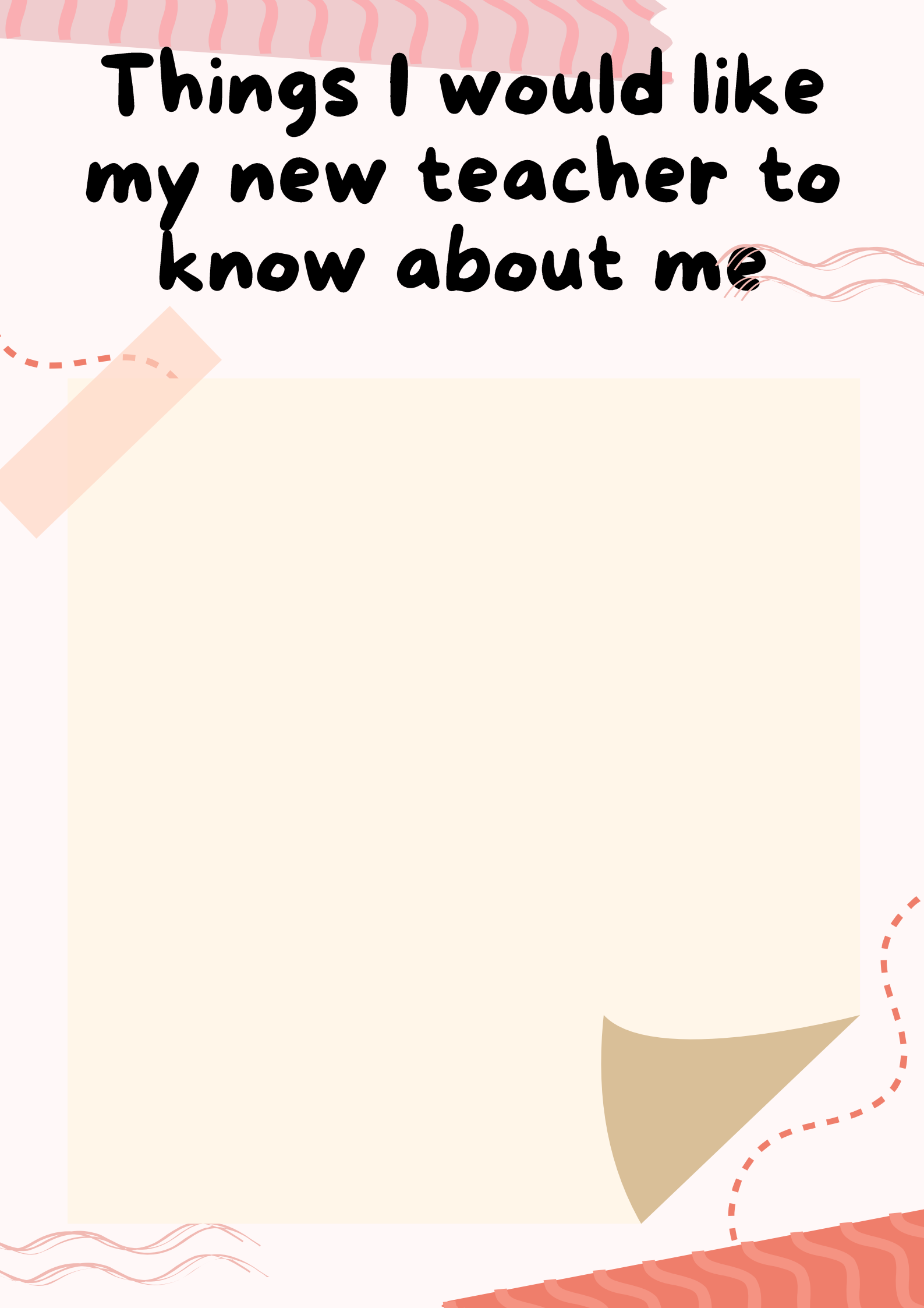


Mr Hadlum
Sports Lead



Mrs Morgan, Mrs Cole, Miss Peavoy, Miss Bridgett
Admin Team at WHR and SL site

Things I would like
my new teacher to
know about me



CTK UNIFORM

Our uniform shows that we are part of the Christ the King Catholic Primary School community. We have the highest expectations from our pupils with regards to school uniform and appearance, and strongly believe that our high standards promote positive behaviour, support effective teaching and learning and contribute to the ethos of the school.



Navy cardigan or navy jumper



White shirt - no oversized collar



CTK school tie

All year round

- Plain white shirt/blouse and school tie.
- Nursery Children - School jumper/cardigan with the school logo
- A charcoal grey/black trousers or skirt. All of which must be no shorter than just above the knee
- A pair of grey/white socks or navy blue/ grey tights.
- If children wish to wear cycling shorts under their skirt for privacy reasons then they must be navy or black.



school trousers



Nursery jumper



Pinafore dress



Nursery cardigan

- A pair of sensible black leather school shoes, NOT boots, shoes with heels or trainers
- Girls who, for reasons linked to their faith, wish to wear a headscarf may wear a plain white scarf. Their face must not be covered.



Skirt



PE T-Shirt



PE shorts



PE Hoodie with or without the logo



Tracksuit Bottoms

CTK UNIFORM

Our uniform shows that we are part of the Christ the King Catholic Primary School community. We have the highest expectations from our pupils with regards to school uniform and appearance, and strongly believe that our high standards promote positive behaviour, support effective teaching and learning and contribute to the ethos of the school.



White Polo shirt with or without school logo



school shorts



Culottes



School tie

Summer term 1 & 2 Autumn term 1

- A white polo shirt with/ without the school logo.
- Shorts for both girls and boys during the summer months, which must be no shorter than just above the knee.
- A blue and white checked (all over) dress/ playsuit which must be no shorter than just above the knee.
- If children wish to wear cycling shorts under their skirt for privacy reasons then they must be navy or black.
- A pair of sensible black leather school shoes, NOT boots, shoes with heels or trainers



Blue and white check playsuit



White shirt



Blue and white check dress




Navy jumper



Navy cardigan



Stud earrings to be worn all year - not hoops



hair must be tied back - no patterns cut into hair





PE days & Uniform

- CTK logo PE T-Shirt
- Navy or Black tracksuit (with or without the school logo)
- Navy or black shorts (not cycling shorts)
- Sports trainers (not fashion trainers, e.g. converse/vans)



Please see the newsletter
for your class PE days

School Timetable

Christ the King Catholic Primary School 

Daily Timetable

Scots Lane Road Site (Yr 3, 4, 5 & 6)

Time	Monday	Tuesday	Wednesday	Thursday	Friday
08:30	School gates open – Staff members welcome children into school from 8:35am				
08:50	Official start of the school day - School gates and classroom doors closed				
10:40	Key Stage Two Break Time – pupils to bring in their own fruit				
11:00	Morning lessons continue				
12:00	Lunch Time for all pupils				
01:00	Afternoon lessons begin				
03:30	Home time - gates onto the playground open at 3:20pm				

Things you will need for the first day of school

You will need a pencil case, here are some of the things you will need:

- Coloured crayons
 - Children's scissors
 - Glue stick
 - Sharpener
 - Rubber
 - (You may like to add some other items such as: felt tips, highlighters etc.)
-
- Water bottle
 - Lunchbox (if not on school dinners)
 - Sun cream in hot weather
 - Sun hat in hot weather
 - Gloves/woolly hat in colder weather
 - Coat/rain mac

Please ensure all items are labelled.





Message

From your Teacher

It was so nice to meet you all today during Transition day. Please remember to go on TTRS for our year 4 multiplication challenge and practice your Year 3 / 4 spelling words! I hope you all have a fantastic summer break, I can't wait to hear about your adventures in September.

Mrs Cruz-Stout